

F. No. 9-11-2014-GIM-ODISHA
Government of India
Ministry of Environment, Forest and Climate Change
Green India Mission

Indira Paryavaran Bhawan
Jor Bagh Road, Aliganj
New Delhi-110003

Dated: 24th November, 2021

To
The Pay & Accounts Officer
Ministry of Environment, Forest & Climate Change
Indira Paryavaran Bhawan
Jor Bagh Road, Aliganj
New Delhi-110003

Subject: Release of 1st instalment for the Approved Annual Plan of Operation under the National Mission for a Green India (GIM) to carry out Advance and Maintenance works (1st year and 2nd Year) in FY 2021-22: reg.


Sir,

I am directed to convey the sanction of the President of India to release **Rs. 923.580 Lakh (Rupees Nine Crore, Twenty-Three Lakh, Fifty-Eight Thousand only)**, as Grant-in Aid (as per details given in Para 4 below) to the State Government of Odisha for onward release to the State Forest Development Agency, Odisha (SFDA) in FY 2021-22 under GIM for carrying out advance and maintenance work as per the approved targets of FY 2021-22.

2. The Competent Authority has approved the Annual Plan of Operation (APO) of Odisha State to carry out advance and maintenance work with a financial implication of Rs. 2199.00 Crore (Rupees Twenty-One Crore, Ninety-Nine Lakh only) during 2021-22, to be shared between Central and State Government in the ratio of 60:40 (as per details given in Para 4 below) as per the approved funding norm communicated by Department of Expenditure (DoE), Ministry of Finance (MoF), vide D.O Letter No. 32/PSO/FS/2015 dated October 28, 2015. The L2 Landscape-wise work plan, details enlisting the physical and financial targets are given in **Annexure-I**.

3. As per the Government of India O.M. No. 55(5)/PF.II/2011 dated January 6, 2014 issued by the DoE (MoF); the Central and State share would include Flexi fund @ 10% of total liability. Conformity with the Guidelines for Flexi Funds within Centrally Sponsored Schemes issued by the DoE will be adhered to by the Centre and the State Government.

4. The fund release for FY 2021-22 has been sanctioned based on the prevailing State Wage Rate i.e. Rs. 308.05 per day. In case of any revision in the State Wage Rate, the corresponding additional amount will be provided along with the next instalment. The funds shall be released in the following manner:


(Vazir Singh)
श्री वरिष्ठ/अधीनस्थ/सहायक
पदाधिकारी, वन एवं पर्यावरण विभाग
Min. Environment, Forest and Climate Change
भारत सरकार, नई दिल्ली
Govt. of India, New Delhi

Amount (in Rs. Lakh)

Sr. No.	Particulars	Cost of APO
(a)	Total cost of approved APO	2199.00
(b)	Amount to be released as Central Govt's share [60% of (a)]	1319.400
(c)	Amount to be met by State Govt. as State share [40% of (a)]	879.600
(d)	Amount released as 1st installment for FY 2021-22 [70% of (b)]	923.580
(e)	Balance amount to be released in future based on the progress [40% of (b)]	395.820

5. The Grants-in-Aid shall be regulated in accordance with the provisions contained in GIM Implementation Guidelines of Ministry of Environment, Forest and Climate Change, Government of India, New Delhi (MoEF&CC). The Grants-in-Aid is also subject to the Chapter 9 of the General Financial Rules (GFR) 2017, as amended from time to time, based on the Government of India's decisions incorporated there under, and any other guidelines which may be issued in this regard, and in particular subject to the following conditions: -

- (i) The Grants-in-Aid to the State Government for onward release to SFDA is subject to the Economy Instructions issued from time to time by the Ministry of Finance or by any Competent Authority so designated.
- (ii) No staff is to be provided specifically for the Scheme.
- (iii) Assets acquired wholly or substantially out of Government Grants shall not be disposed of without obtaining the prior approval of the sanctioning authority of Grants-in Aid.
- (iv) SFDA shall maintain and shall present their Annual Accounts in the standard format as required under GFR 2017 (GFR).
- (v) The entire funds should be utilized by the end of the current financial year following the provisions of GFR. The SFDA shall furnish Utilization Certificate (UC) as per GFR 19-A format giving the unspent balance and interest accrued, stating the reason for non-utilization of funds if any, along with its request for the release of next instalment of the Grants-in-Aid certifying that the fund released to them, for which UCs have been issued, has been utilized exclusively in pursuance of objectives envisaged in the Rules/Memorandum of SFDA and that the Grant has been spent as per the instructions/ rules and with the approval of Competent Authority in each case.
- (vi) The Accounts of SFDA, as mentioned in Para 6 (b) below, shall be open for inspection by the sanctioning authority and audit, both by the Comptroller and Auditor General of India or by any person authorized by him on his behalf in accordance with the provisions laid down in Section 14 of the C&AG (DPC) 1971 as amended from time to time and Internal Audit Party by the Principal Accounts Office of the Ministry or Department whenever it is called upon to do so.
- (vii) The auditing of accounts of the SFDA/FDAs, as mentioned in Para 6 (b) below, operated for GIM shall be carried out through a reputed Chartered Accountant who is also on the panel of C&AG. The audit report must be submitted along with the UC.
- (viii) The Grants-in-Aid shall be utilized before the end of the current financial year i.e. 2021-22 and unspent balance, if any, shall be refunded by SFDA to the Government of India as per the relevant provisions of GFR 2017.

MAZIR
अवर सचिव/
पर्यावरण, वन एवं जल
MoE Environment, Forest &
भारत सरकार
Govt. of India, New Delhi

and utilization of funds in respect of all L2 level landscapes and submit to MoEF&CC, Government of India soon after the end of the financial year.

- l) In case a FDA fails to execute the project in the identified L2/L3 landscapes within the stipulated time, including such extensions as may be granted by the Competent Authority, the Competent Authority may, in its discretion, require the SFDA to refund the grant in whole or in such part on account of the concerned FDA along with interest thereon.
- m) There shall be no diversion of earmarked funds from one L2/L3 landscape to another one except in case of unavoidable circumstances and only with the prior approval of Mission Directorate.
- n) Except for supervening impossibilities, the Chairperson and the Member Secretary of the SFDA/FDA shall be solely responsible and accountable for successful implementation of the project.
- o) The funds released under the scheme shall be subject to audit by the Comptroller and Auditor General of India or his nominated officer. Any other agency/ officer (s) authorized by GIM shall have the right of access to the books and accounts of the SFDA/ FDA/JFMCs and EDCs for the funds received under the project.
- p) The SFDA shall submit non-diversion and non-embezzlement certificate each time a request for release of grant is made to GIM Directorate.
- q) The SFDA shall be responsible for guidance, coordination, supervision, periodical reporting and monitoring the implementation of the project by their constituent FDAs/JFMCs/ EDCs. The project shall also be monitored periodically by the respective State Forest Departments and all assistance for this purpose shall be rendered by the SFDA. In addition to this, MoEF&CC shall supervise the project, as and when deemed required.
- r) The Competent Authority reserves the right to terminate the grant at any stage if it is convinced that the grant has not been properly utilized or appropriate progress has not been made.
- s) The SFDA shall follow strict corruption mitigation strategies while utilizing the funds.
- t) The implementation of the project and maintenance of plantations raised there under that spill over to the next year shall be the responsibility of the State Government unless the GIM scheme is continued.
- u) SFDA shall take necessary steps to ensure raising of quality seedlings and maximum survival of plants under the GIM Scheme. The survival percentage of plantation shall be reflected in the subsequent Quarterly Progress Report submitted to the Ministry along with the details on the progress of activities carried out under the Mission.
- v) SFDA shall also submit a certificate to the effect that all conditions laid down in the Implementation Guidelines and the Sanction Order are being followed each time a request for release of grant is made to GIM Directorate.
- w) The project should be completed within the stipulated time period as reflected in the Perspective Plan and APO. The SFDA shall furnish two (2) copies of detailed report to Mission Directorate within two months of completion of the project.
- x) The expenditure for the purchase of equipment's and creation of capital assets must not exceed 5% of the total cost of the APO.

7. The SFDA shall also ensure the following conditions, prior to seeking the release of the next instalment of funds:

- a) Since the support activities are integral to the scheme and the State has requested for funds for afforestation only, the fund for support activities may be spent from State's own plan outlay which may be indicated in the UC.

- (ix) Detailed progress report of the activities taken up by SFDA under GIM shall be submitted to MoEF&CC soon after the end of financial year, along with photographs (with date) prior to commencement and after completion of each activity.
- (x) The performance achievement report by SFDA/State Government along with photographs should be uploaded in their website for public access.

6. The project shall be implemented by SFDA strictly in conformity with the Implementation Guidelines 2014 of Green India Mission including the following: -

- a) The activities under the Mission shall be implemented in the areas as indicated and in the project proposal and approved by the GIM Directorate.
- b) The funds received by the SFDA shall be deposited in its exclusive and separate bank account in a Nationalized Bank, which would be operated jointly by its Chairperson and the Member Secretary. The interest amount if any, accrued on the deposits of these funds shall be treated as part of the SFDA's additional resources and would be adjusted towards further instalments of the grant/assistance in the same financial year.
- c) Within a period of seven days of receipt of funds from the State Government of Odisha; the SFDA shall transfer the amount earmarked to the concerned FDAs for carrying out proposed activities in different L2 landscapes.
- d) The funds received by the FDA from SFDA shall be deposited in its exclusive and separate bank account in a Nationalized Bank, which would be operated jointly by its Chairperson and the Member Secretary. The interest amount if any, accrued on the deposits of these funds shall be treated as part of the FDA's additional resources and would be adjusted towards further instalments of the grant in the same financial year.
- e) The FDAs shall release the amount to the JFMCs/EDCs within 15 days of receipt of funds from the SFDA preferably by Electronic Clearance System (ECS).
- f) The respective JFMCs/ EDCs shall deposit the funds thus received from the FDA in their exclusive and separate bank account in a Nationalised Bank/ a Cooperative Bank or a Post Office, which would be jointly operated by the President and the Member Secretary. The interest amount if any, accrued on the deposits of these funds shall be treated as part of the JFMC/EDC's additional resources and would be adjusted towards further instalments of the grant in the same financial year.
- g) FDA/ JFMCs shall maintain a record including georeferenced location of all assets created under the project as per GFR 151 and furnish CST in case of purchase of leviable goods.
- h) Contractors / middlemen/ intermediate agencies are not permitted to be engaged for execution of any of the works under the scheme so as to ensure that the full wages are paid to the workers.
- i) Payment towards wages/remuneration as well as contractual obligations should be made through bank accounts of recipients and not through cash payments. The copy of PF and ESI in respect of contractual employees to be submitted in compliance with DBT scheme.
- j) Evidence of deposit of TDS/ CST in case of contract payments and CST in case of purchase of leviable goods should be submitted to the Ministry.
- k) A quarterly statement of accounts and progress of works carried out in the L3 level landscapes shall be submitted by each JFMC/ EDC to the FDA which, in turn, shall compile its own progress report for onward submission to SFDA. SFDA shall prepare a comprehensive Annual Report on the progress of works

(MA/2114)
 अवर सचिव/एन
 पर्यावरण, वन एवं जल
 Mo Environment, Forest
 भारत सरकार,
 Govt. of India, New

- b) As the State has already spent flexi funds without following the norms, the State Govt. may take one-time post-facto approval of the State-level Steering Committee for already utilized money under flexi fund.
- c) The State Government shall ensure that the work of preparation of comprehensive micro-level plans is duly carried out after taking into account all the activities/interventions to be implemented with the funds available from various sources/complementary schemes to ensure convergence. The information related to such financial micro-planning in respect of the landscapes showing the details of the break-up of the funds from various sources (e.g. MoEF&CC, CAMPA, MNREGS etc.) that are required to be converged in the ratio approved by the CCEA shall be furnished by the State Government.
- d) The detailed baseline data after preparation of micro-plans for L3 level landscapes in respect to all the monitorable parameters shall be furnished by the State Govt. while submitting the proposal for release of next Instalment.
- e) The timeframe within which each L3 landscape shall be saturated with GIM interventions should also be clearly stated in the micro-plan of L3 level landscapes.
- f) Geo-coordinates along with geo-referenced maps (including soft copy in .shp/.kml file) for each landscape/area where activities under GIM or convergence activities are proposed and being undertaken shall be duly authenticated by an officer not below the rank of a Divisional Forest Officer and furnished by the State Government.
- g) Satellite photographs with dates and lat-long coordinates should be furnished along with the physical progress report in respect of each activity (before initiation and after completion) undertaken under the scheme.
- h) Certification that the Advance work has been carried out in the area of which geo-references have been submitted for advance work during 2021-22.
- i) Ensure saturation of the selected landscapes sequentially starting with L3s and progressing over L2s and L1s with the requisite interventions in the stipulated time period to avoid duplication.
- j) Ensure State's matching share as per the funding pattern of the scheme which should be reflected in the UC.
- k) The UC and physical progress reports (including photographs) to be uploaded in the website of State Govt. for public access.

8. In accordance with the revised procedure, the Reserve Bank of India may please be advised to pass on the credit to the Central Accounts Section, Nagpur for transferring the funds to the accounts of Government of Odisha and to debit the amount to the Account of Ministry of Environment, Forest & Climate Change, Govt. of India, New Delhi.

9. The State Government of Odisha would make provisions in their budget and on receipt of funds from RBI, release the grants of above funds within 15 days of the issue of this sanction letter to SFDA the details of which are given below, under intimation to this office.

Name and Address of SFDA	Name of Bank where A/c of SFDA held	Name and complete address of the bank branch	IFSC/MICR Code/ Bank Branch Code	Type of Account	Account No.
SFDA, O/o PCCF, Odisha Aranyabhawan Chandrasekharapur, Odisha-751023	HDFC Bank LTD, KIIT University, Bhubaneswar-751024	HDFC Bank LTD, KIIT University Branch, KIIT Campus, Near KIMS Administrative Block, Patia, Bhubaneswar-751024	HDFC0003951	Saving Account	50100443974236

10. The payment sanctioned above is provisional. The final adjustment shall be made after receipt of the item wise physical and financial Progress Report (detailed report), Utilization Certificate and Audited Expenditure figures from the implementing agency at the time of next release.

11. The implementing agency is requested to ensure that the Central Assistance being released shall be gainfully utilized in furtherance of the approved APO without any time overrun under the project/scheme. The proposed area coverage under the work programme should not be over-lapping with any other Central/State scheme and there should be no duplication of central / external assistance in any case.

12. The expenditure is debitable to the following Head of Accounts under Demand No. 27 of Ministry of Environment, Forest and Climate Change (2021-22).

Items	Head of Accounts	Allocation (in Rs. Lakh)
General	3601.06.101.01.01.31	554.148
SCSP	3601.06.789.01.01.31	157.009
TSP	3601.06.796.01.01.31	212.423
Total		923.580

13. The sanction issues with the approval of the Competent Authority under the power delegated to the Ministries/Departments with the concurrence of Integrated Finance Division vide their Diary No. **E-3117 SS & FA dated 07.10.2021.**

Yours faithfully



(Vazir Singh)

Under Secretary to Government of India (GIM)

Encl: as above

Copy to: -

1. The Chief Secretary, Govt. of Odisha, Bhubaneswar
2. Principal Chief Conservator of Forests, Department of Forest and Environment, Govt. of Odisha, Bhubaneswar.
3. The Principal Secretary, Department of Forest and Environment, Govt. of Odisha, Bhubaneswar.
4. The Principal Secretary, Department of Finance, Govt. of Odisha, Bhubaneswar.
5. The Principal Secretary, Department of Planning and Coordination, Govt. of Odisha, Bhubaneswar.
6. The Accountant General (A&E), Govt. of Odisha, Bhubaneswar.
7. The State Nodal Officer (GIM), Department of Forest and Environment, Govt. of Odisha, Bhubaneswar.
8. The Addl. Pr. Chief Conservator of Forests, Regional Office (EZ), MoEF&CC, Govt. of India, Bhubaneswar.

9. Additional Secretary & Financial Advisor, MoEF&CC, New Delhi.
10. Inspector General of Forests (Forest Conservation), MoEF&CC, New Delhi.
11. Joint Secretary (Climate Change), MoEF&CC, New Delhi.
12. Joint Secretary (MGNREGS)-RE-I, MoRD, New Delhi.
13. Joint Secretary (PF-II), Department of Expenditure, Ministry of Finance, New Delhi.
14. The Manager, Reserve Bank of India, Nagpur.
15. The Principal Director (Audit), Scientific Department, AGCR Building, New Delhi.
16. The DDO (Cash), MoEF&CC, New Delhi.
17. Account Officer (B&A), MoEF&CC, New Delhi.
18. Sanction Folder/ Guard File.

Annexure-1: Work Plan giving landscape-wise details for carrying out Advance and Maintenance work of FY 2021-22

Wage Rate: Rs. 308.05/day

Physical Target in Ha. And Financial Target in Rs. Lakh

I. Submission/ Intervention	Category	Type	State Cost Norm (Rs/ha)	Bhawanipatna (FDA, Kalahandi North)		Biswanathpur (FDA, Kalahandi South)		Keegaon (FDA, Kalahandi North)		Digapahandi / Berhampur (FDA, Berhampur)			
				Phy.	Fin.	Phy.	Fin.	Phy.	Fin.	Phy.	Fin.		
.. Cost norms for Sub Missions and Intervention													
Sub Mission 1: Enhancing quality of forest cover and improving ecosystem services	a) Moderately dense forest cover, but showing degradation	Activity: Conversion of Moderately dense forest cover to dense forest Sub Activity: Protection from fire, grazing, illicit felling etc.	a) Advance Work	4993	10	49930	25	124825	25	124825	35	174755	
			b) Creation	24848	0	0	0	0	0	0	0	0	
			c) Maintenance I Year	9471	50	473550	50	473550	50	473550	0	0	
			II Year	5033	0	0	0	0	0	0	0	0	
			III Year	1863	0	0	0	0	0	0	0	0	
			Total	46208	60	523480	75	598375	75	598375	35	174755	
			200 Plant/Ha. (Type A)										
			a) Advance Work	6382	53	338246	100	638200	90	574380	90	574380	
			b) Creation	27568	0	0	0	0	0	0	0	0	
			c) Maintenance I Year	9962	100	996200	100	996200	100	996200	100	996200	
			II Year	4199	250	1049750	250	1049750	550	2309450	440	1847560	
			III Year	1175	0	0	0	0	0	0	0	0	
			Total	49286	403	2384196	450	2684150	740	3880030	630	3418140	
			400 Plants/Ha. (Type B)										
			a) Advance Work	12792	30	383760	30	383760	25	319800	30	383760	
b) Creation	52158	0	0	0	0	0	0	0	0				
c) Maintenance I Year	19199	100	1919900	100	1919900	100	1919900	100	1919900				
II Year	6613	250	1653250	250	1653250	500	3306500	200	1322600				
III Year	1653	0	0	0	0	0	0	0	0				
Total	92415	380	3956910	380	3956910	625	5546200	330	3626260				
Sub Mission 2: Ecosystem restoration and increase	a) Rehabilitation of shifting cultivation area	a) Advance Work	22505	5	112525	10	225050	5	112525	0	0		
		b) Creation	34367	0	0	0	0	0	0	0	0		



 Director, State Environment Conservation Directorate
 Under the Ministry of Environment, Forest and Climate Change
 110, Street, Bhubaneswar, Odisha, India
 Govt. of India, New Delhi

Sl. No.	Submission/ Intervention	Category	Type	State Cost Norm (Rs/ha)	Bhawanipatna (FDA, Kalahandi North)		Biswanathpur (FDA, Kalahandi South)		Keogaon (FDA, Kalahandi North)		Digapahandi / Berhampur (FDA, Berhampur)			
					Phy.	Fin.	Phy.	Fin.	Phy.	Fin.	Phy.	Fin.		
I. Cost norms for Sub Missions and Intervention														
1.	in forest cover		c) Maintenance I Year	19161	25	479025	25	479025	10	191610	20	383220		
				12715	40	508600	40	508600	50	635750	40	508600		
				3667	0	0	0	0	0	0	0	0		
				92415	70	1100150	75	1212675	65	939885	60	891820		
				1600 Plant/Ha.										
				a) Advance Work	37510	10	375100	15	562650	15	562650	15	562650	
				b) Creation	57278	0	0	0	0	0	0	0	0	
				c) Maintenance I Year	31935	25	798375	25	798375	25	798375	16	510960	
				II Year	21192	50	1059600	45	953640	50	1059600	25	529800	
				III Year	6110	0	0	0	0	0	0	0	0	
Total	154025	85	2233075	85	2314665	90	2420625	56	1603410					
1600 Plant/Ha.														
3.	Sub Mission 3: Enhancing tree cover in Urban & Peri-urban areas (including institutional lands)	c) Ravine Reclamation	a) Advance Work	122408	8	979264	8	979264	6	734448	0	0		
				100237	0	0	0	0	0	0	0			
				43712	5	218560	5	218560	5	218560	0	0		
				24137	10	241370	0	0	100	2413700	0	0		
				21873	0	0	0	0	0	0	0			
				312367	23	1439194	13	1197824	111	3366708	0	0		
				(1600 plants/ha)										
				a) Advance Work	17284	0	0	0	0	0	0	0		
				Creation (Extra Gabion per seedlings)	344495	0	0	0	0	0	0	0		
				1st Year (Extra Gabion Maint. Rs.40 per seedlings)	251219	5	1256095	5	1256095	5	1256095	0	0	
2nd Year	108549	10	1085490	10	1085490	15	1628235	0	0					
3rd Year	96190	0	0	0	0	0	0	0						

Government of India, New Delhi
 Ministry of Environment, Forest and Climate Change
 National Bureau of Aquaculture
 Sector 17, Faridkot
 Punjab - 151001
 India

I. Submission/ Intervention	Category	Type	State Cost Norm (Rs/ha)	Bhawaniapatna (FDA, Kalahandi North)		Biswanathpur (FDA, Kalahandi South)		Keegaon (FDA, Kalahandi North)		Digapahandi / Berhampur (FDA, Berhampur)									
				Phy.	Fin.	Phy.	Fin.	Phy.	Fin.	Phy.	Fin.								
.. Cost norms for Sub Missions and Intervention																			
4 Sub Mission 4: Agro- Forestry and Social Forestry (increasing biomass & creating carbon sink)	c) Highways/ Rural roads/ Canals/ Tank Bunds	Road Side Plantation	Total	15	2341585	15	2341585	20	2884330	0	0								
				Advance Work	58184	58184	58184	58184	58184	116368									
		Creation (Extra Gabion per seedlings)	316468	0	0	0	0	0	0	0	0	0							
													1st Year (Extra Gabion Mant. Rs.40 per seedlings)	0	0	2	608360	0	0
													2nd Year	186309	0	10	1863090	0	0
		3rd Year	165608	0	0	0	0	0	0	0	0								
		Total			1030749	58184	13	2529634	1	58184	14	2352076							
		Total (A)			1037.00	14036774.00	1106.00	16835818.00	1727.00	19694337.00	1125.00	12066461.00							
		Advance Work			117.00	2297009.00	189.00	2971933.00	167.00	2486812.00	172.00	1811913.00							
		Creation			0.00	0.00	0.00	0.00	0.00	0.00	0.00	0.00							
1st Year Maintenance			310.00	6141705.00	312.00	6750065.00	295.00	5854290.00	236.00	3810280.00									
2nd Year Maintenance			610.00	5598060.00	605.00	7113820.00	1265.00	11353235.00	717.00	6444268.00									
.. For Support Activities																			
1	Publicity/Media/outreach activities (1% of A)			140368	168358	196943	196943	120665											
2	Monitoring and Evaluation (1% OF A)			140368	168358	196943	196943	120665											
3	Livelihood improvement activities. (10 % of A)			1403677	1683582	1969434	1969434	1206646											
4	Strengthening local-level institutions (3% A)			421103	505075	590830	590830	361994											
5	Strengthening FDs (3% A)			421103	505075	590830	590830	361994											
6	Mission Organisation, operation and maintenance, contingencies and overheads (2% A)			280735	336716	393887	393887	241329											
Total (B)			0	2807355	0	3367164	0	3938867	0	2413292									
Total (A+B)			1037	16844129	1106	20202982	1727	23633204	1125	14479753									


GOVT. OF INDIA
Ministry of Environment, Forest and Climate Change
Under Secretary
Ministry of Environment, Forest and Climate Change
Govt. of India, New Delhi

Sl. No.	Submission/ Intervention	Category	Type	State Cost Norm (Rs/ha)		Aska / Badagada (FDA, Ghumsur South)		Dhenkanal / Hindol (FDA, Dhenkanal)		FDA, Sundargarh		FDA, Bonai				
				Phy.	Fin.	Phy.	Fin.	Phy.	Fin.	Phy.	Fin.	Phy.	Fin.			
Cost norms for Sub Missions and Intervention																
Activity: Conversion of Moderately dense forest cover to dense forest Sub Activity: Protection from fire, grazing, illicit felling etc																
1	Sub Mission 1: Enhancing quality of forest cover and improving ecosystem services	a) Moderately dense forest cover, but showing degradation	a) Advance Work	4993	35	174755	35	174755	0	0	0	0	0	0		
			b) Creation	24848	0	0	0	0	0	0	0	0	0	0	0	
			c) Maintenance I Year	9471	50	473550	50	473550	0	0	0	0	0	0	0	
			II Year	5033	0	0	0	0	0	0	0	0	0	0	0	
			III Year	1863		0		0		0		0		0		
			Total	46208	85	648305	85	648305	0	0	0	0	0	0	0	0
			200 Plant/Ha. (Type A)													
			a) Advance Work	6382	100	638200	100	638200	0	0	0	0	0	0	0	0
			b) Creation	27568	0	0	0	0	0	0	0	0	0	0	0	0
			c) Maintenance I Year	9962	100	996200	100	996200	207	2062134	207	2062134	200	1992400	200	1992400
II Year	4199	550	2309450	550	2309450	0	0	0	0	0	0	0	0			
III Year	1175	0	0	0	0	0	0	0	0	0	0	0	0			
Total	49286	750	3943850	750	3943850	207	2062134	207	2062134	200	1992400	200	1992400			
400 Plants/Ha. (Type B)																
a) Advance Work	12792	40	511680	40	511680	0	0	0	0	0	0	0	0			
b) Creation	52158	0	0	0	0	0	0	0	0	0	0	0	0			
c) Maintenance I Year	19199	100	1919900	100	1919900	275.5	5289324.5	275.5	5289324.5	35	671965	35	671965			
II Year	6613	500	3306500	500	3306500	0	0	0	0	0	0	0	0			
III Year	1653		0		0		0		0		0		0			
Total	92415	640	5738080	640	5738080	276	5289325	276	5289325	35	671965	35	671965			
1600 Plant/Ha.																
a) Advance Work	22505	10	225050	10	225050	0	0	0	0	0	0	0	0			
b) Creation	34367	0	0	0	0	0	0	0	0	0	0	0	0			
c) Maintenance I Year	19161	20	383220	20	383220	0	0	0	0	0	0	0	0			
II Year	12715	40	508600	40	508600	0	0	0	0	0	0	0	0			
																
2	Sub Mission 2: Ecosystem restoration and increase in forest cover	a) Rehabilitation of shifting cultivation area														

I. Submission/ Intervention	Category	Type	State Cost Norm (Rs/ha)	Aska / Badagada (FDA, Ghumsur South)		Dhenkanal / Hindol (FDA, Dhenkanal)		FDA, Sundargarh		FDA, Bonai		
				Phy.	Fin.	Phy.	Fin.	Phy.	Fin.	Phy.	Fin.	
.. Cost norms for Sub Missions and Intervention												
3 Sub Mission 3: Enhancing tree cover in Urban & Peri-urban areas (including institutional lands)	c) Ravine Reclamation	III Year	3667									
			Total	92415	0	0	0	0	0	0	0	
			1600 Plant/Ha.									
			a) Advance Work	37510	562650	10	375100	0	0	0	0	0
			b) Creation	57278	0	0	0	0	0	0	0	0
			c) Maintenance I Year	31935	638700	25	798375	32	1021920	0	0	0
			II Year	21192	1059600	50	1059600		0	0	0	0
			III Year	6110	0		0		0	0	0	0
			Total	154025	2260950	85	2233075	32	1021920	0	0	0
			1600 Plant/Ha.									
			a) Advance Work	122408	0	0	0	0	0	0	0	0
			b) Creation	100237	0	0	0	0	0	0	0	0
			c) Maintenance I Year	43712	0	0	0	0	0	0	0	0
			II Year	24137	0	0	0	0	0	0	0	0
			III Year	21873	0	0	0	0	0	0	0	0
Total	312367	0	0	0	0	0	0	0	0			
(1600 plants/ha)												
a) Advance Work	17284	0	0	0	0	0	0	0	0			
Creation (Extra Gabion per seedlings)	344495	0	0	0	0	0	0	0	0			
1st Year (Extra Gabion Maint. Rs.40 per seedlings)	251219	5	1256095	5	1256095	0	0	0	502438			
2nd Year	108549	15	1628235	15	1628235	0	0	0	0			
3rd Year	96190	0	0	0	0	0	0	0	0			
Total	817737	20	2884330	20	2884330	0	0	0	502438			
4 Sub Mission												

अवर सचिव/ Under Secretary
पर्यावरण, वन एवं जल संसाधन
विभाग/ Environment, Forest and
Water Deptt. Govt. of India, New Delhi

Sl. No.	Submission/ Intervention	Category	Type	State Cost Norm (Rs/ha)	Aska / Badagada (FDA, Ghumsur South)		Dhenkanal / Hindol (FDA, Dhenkanal)		FDA, Sundargarh		FDA, Bonai		
					Phy.	Fin.	Phy.	Fin.	Phy.	Fin.	Phy.	Fin.	
Cost norms for Sub Missions and Intervention													
4: Agro-Forestry and Social Forestry (increasing biomass & creating carbon sink)	c) Highways/ Rural roads/ Canals/ Tank Bunds	Road Side Plantation											
		Advance Work	3	174552	3	174552	0	0	0	0	0	0	0
		Creation (Extra Gabion Rs.277 per seedlings)	0	0	0	0	0	0	0	0	0	0	0
		1st Year (Extra Gabion Maint. Rs.40 per seedlings)	2	608360	2	608360	7	2129260	7	2129260	5	1520900	0
		2nd Year	15.00	2794635	15	2794635							0
3rd Year	0.00	0	0	0							0		
	Total	20	3577547	20	3577547	7	2129260	7	2129260	5	1520900		
				Total (A)	1670.00	20169932.00	1670.00	20142057.00	521.50	10502638.50	242.00	4687703.00	
				Advance Work	203.00	2286887.00	198.00	2099337.00	0.00	0.00	0.00	0.00	
				Creation	0.00	0.00	0.00	0.00	0.00	0.00	0.00	0.00	
				1st Year Maintenance	297.00	6276025.00	302.00	6435700.00	521.50	10502638.50	242.00	4687703.00	
				2nd Year Maintenance	1170.00	11607020.00	1170.00	11607020.00	0.00	0.00	0.00	0.00	
For Support Activities													
1		Publicity/Media/outreach activities (1% of A)				201699	201421			105026		46877	
2		Monitoring and Evaluation (1% OF A)				201699	201421			105026		46877	
3		Livelihood improvement activities, (10 % of A)				2016993	2014206			1050264		468770	
4		Strengthening local-level institutions (3% A)				605098	604262			315079		140631	
5		Strengthening FDs (3% A)				605098	604262			315079		140631	
6		Mission Organisation, operation and maintenance, contingencies and overheads (2% A)				403399	402841			210053		93754	
				Total (B)	0	4033986	0	4028411	0	2100528	0	937541	
				Total (A+B)	1670	24203918	1670	24170468	522	12603166	242	5625244	


 GOVT. OF INDIA, New Delhi
 Ministry of Environment, Forest and Climate Change
 National Bureau of Aquaculture
 Sector 17, Faridkot
 Punjab - 151001

I. Submission/ Intervention	Category	Type	State Cost Norm (Rs/ha)	FDA, Angul		FDA, Koraput		FDA, Nabarangpur		FDA, Rairangpur		
				Phy.	Fin.	Phy.	Fin.	Phy.	Fin.	Phy.	Fin.	
.. Cost norms for Sub Missions and Intervention												
Sub Mission 1: Enhancing quality of forest cover and improving ecosystem services	a) Moderately dense forest cover, but showing degradation	Activity: Conversion of Moderately dense forest cover to dense forest Sub Activity: Protection from fire, grazing, illicit felling etc.										
		a) Advance Work		4993	40	199720	40	199720	0	0	0	0
		b) Creation		24848	0	0	0	0	0	0	0	
		c) Maintenance I Year		9471	50	473550	50	473550	0	0	0	
		II Year		5033	0	0	0	0	0	0		
		III Year		1863	0	0	0	0	0	0		
		Total		46208	90	673270	90	673270	0	0	0	
		200 Plant/Ha. (Type A)										
		a) Advance Work		6382	120	765840	115	733930	0	0	0	
		b) Creation		27568	0	0	0	0	0	0		
		c) Maintenance I Year		9962	100	996200	200	1992400	0	0	0	
		II Year		4199	0	0	0	0	0	0		
		III Year		1175	0	0	0	0	0	0		
		Total		49286	220	1762040	315	2726330	0	0	0	
		400 Plants/Ha. (Type B)										
a) Advance Work		12792	100	1279200	70	895440	0	0	0			
b) Creation		52158	0	0	0	0	0	0				
c) Maintenance I Year		19199	100	1919900	200	3839800	0	0	0			
II Year		6613	0	0	0	0	0	0				
III Year		1653	0	0	0	0	0	0				
Total		92415	200	3199100	270	4735240	0	0	0			
1600 Plant/Ha.												
a) Advance Work		22505	0	0	15	337575	0	0	0			
b) Creation		34367	0	0	0	0	0	0				
c) Maintenance I Year		19161	0	0	35	670635	0	0	0			
II Year		12715	0	0	0	0	0	0				
Sub Mission 2: Ecosystem restoration and increase in forest cover		a) Rehabilitation of shifting cultivation area										
		b) Creation										
		c) Maintenance I Year										
		II Year										


 Director, Forest and Environment
 Govt. of India, New Delhi

I. Submission/ Intervention	Category	Type	State Cost Norm (Rs/ha)	FDA, Angul		FDA, Koraput		FDA, Nabarangpur		FDA, Rairangpur		
				Phy.	Fin.	Phy.	Fin.	Phy.	Fin.	Phy.	Fin.	
.. Cost norms for Sub Missions and Intervention												
4. Agro-Forestry and Social Forestry (increasing biomass & creating carbon sink)	c) Highways/ Rural roads/ Canals/ Tank Bunds	Road Side Plantation										
		Advance Work	58184	116368	0	0	0	0	0	0	0	
		Creation (Extra Gabion Rs.277 per seedlings)	316468	0	0	0	0	0	0	0	0	
		1st Year (Extra Gabion Maint. Rs.40 per seedlings)	304180	2433440	1.25	380225	0	0	0	0	2433440	
		2nd Year	186309	0	0	0	0	0	0	0	0	
		3rd Year	165608	0	0	0	0	0	0	0	0	
		Total	1030749	2549808	1	380225	0	0	0	0	8	2433440
		Total (A)			560.00	11710208.00	828.25	16344181.00	0.00	0.00	8.00	2433440.00
		Advance Work			272.00	2736228.00	282.00	4760861.00	0.00	0.00	0.00	0.00
		Creation			0.00	0.00	0.00	0.00	0.00	0.00	0.00	0.00
1st Year Maintenance			288.00	8973980.00	546.25	11583320.00	0.00	0.00	8.00	2433440.00		
2nd Year Maintenance			0.00	0.00	0.00	0.00	0.00	0.00	0.00	0.00		
.. For Support Activities												
1	Publicity/Media/outreach activities (1% of A)			117102			163442		0		24334	
2	Monitoring and Evaluation (1% OF A)			117102			163442		0		24334	
3	Livelihood improvement activities, (10 % of A)			1171021			1634418		0		243344	
4	Strengthening local-level institutions (3% A)			351306			490325		0		73003	
5	Strengthening FDI (3% A)			351306			490325		0		73003	
6	Mission Organisation, operation and maintenance, contingencies and overheads (2% A)			234204			326884		0		48669	
Total (B)			0	2342042	0	3268836	0	0	0	0	486688	
Total (A+B)			560	14052250	828.25	19613017	0	0	8	2920128		

(कृषि सचिव)
(VAZIR SINGH)
 Under Secretary
 Director, Forest, Environment, Forest and Wildlife
 Department, Govt. of India, New Delhi

Sl. No.	Submission/ Intervention	Category	Type	State Cost Norm (Rs/ha)	FDA, Bolangir		FDA, Balliguda		FDA, Nayagarh		FDA, Bargarh		Total				
					Phy.	Fin.	Phy.	Fin.	Phy.	Fin.	Phy.	Fin.	Phy.	Fin.			
.. Cost norms for Sub Missions and Intervention																	
Activity: Conversion of Moderately dense forest cover to dense forest Sub Activity: Protection from fire, grazing, illicit felling etc.																	
1	a) Moderately dense forest cover, but showing degradation	a)	a) Advance Work	4993	50	249650	50	249650	0	0	0	0	0	345	1722585		
			b) Creation	24848	0	0	0	0	0	0	0	0	0	0	0	0	
			c) Maintenance I Year	9471	0	0	50	473550	0	0	0	0	0	0	400	3788400	
			II Year	5033		0		0	0	0	0	0	0	0	0	0	
			III Year	1863		0		0	0	0	0	0	0	0	0	0	
			Total	46208	50	249650	100	723200	0	0	0	0	0	0	745	5510985	
			200 Plant/Ha. (Type A)														
			a) Advance Work	6382	130	829660	70	446740	0	0	0	0	0	0	0	968	6177776
			b) Creation	27568	0	0	0	0	0	0	0	0	0	0	0	0	0
			c) Maintenance I Year	9962	300	2988600	250	2490500	0	0	0	0	0	0	0	1857	18499434
II Year	4199		0		0	0	0	0	0	0	0	0	2590	10875410			
III Year	1175		0		0	0	0	0	0	0	0	0	0	0			
Total	49286	430	3818260	320	2937240	0	0	0	0	0	0	0	5415	35552620			
400 Plants/Ha. (Type B)																	
a) Advance Work	12792	87	1112904	50	639600	0	0	0	0	0	0	0	502	6421584			
b) Creation	52158	0	0	0	0	0	0	0	0	0	0	0	0	0			
c) Maintenance I Year	19199	300	5759700	200	3839800	0	0	0	0	0	0	0	1711	32839890			
II Year	6613		0		0	0	0	0	0	0	0	0	2200	14548600			
III Year	1653		0		0	0	0	0	0	0	0	0	0	0			
Total	92415	387	6872604	250	4479400	0	0	0	0	0	0	0	4413	53810074			
1600 Plant/Ha.																	
2	a) Rehabilitation of shifting cultivation area	a)	a) Advance Work	22505	25	562625	0	0	0	0	0	0	0	80	1800400		
			b) Creation	34367	0	0	0	0	0	0	0	0	0	0	0	0	
			c) Maintenance I Year	19161	30	574830	25	479025	0	0	0	0	0	0	210	4023810	
			II Year	12715		0		0	0	0	0	0	0	0	250	3178750	
			Sub Mission 1: Enhancing quality of forest cover and improving ecosystem services														
			Sub Mission 2: Ecosystem restoration and increase in forest cover														


 Director, Forest and Wildlife
 Govt. of India, New Delhi
 Ministry of Environment, Forest and Climate Change
 Under Secretaries (Forest and Wildlife)
 Govt. of India, New Delhi

I. Submission/ Intervention	Category	Type	State Cost Norm (Rs/ha)	FDA, Bolangir		FDA, Balliguda		FDA, Nayagarh		FDA, Bargarh		Total				
				Phy.	Fin.	Phy.	Fin.	Phy.	Fin.	Phy.	Fin.	Phy.	Fin.			
.. Cost norms for Sub Missions and Intervention																
3 Sub Mission 3: Enhancing tree cover in Urban & Peri-urban areas (including institutional lands)	c) Ravine Reclamation	Plantation in Urban & Peri-urban areas	III Year	3667	0	0	0	0	0	0	0	0	0	0		
			Total	92415	55	1137455	25	479025	0	0	0	0	0	540	9002960	
			1600 Plant/Ha.													
			a) Advance Work	37510	20	750200	0	0	0	0	0	0	0	0	140	5251400
			b) Creation	57278	0	0	0	0	0	0	0	0	0	0	0	0
			c) Maintenance I Year	31935	40	1277400	25	798375	0	0	0	0	0	0	293	9356955
			II Year	21192		0	0	0	0	0	0	0	0	0	270	5721840
			III Year	6110		0	0	0	0	0	0	0	0	0	0	0
			Total	154025	60	2027600	25	798375	0	0	0	0	0	0	703	20330195
			1600 Plant/Ha.													
			a) Advance Work	122408	20	2448160	0	0	0	0	0	0	0	0	54	6610032
			b) Creation	100237	0	0	0	0	0	0	0	0	0	0	0	0
			c) Maintenance I Year	43712	10	437120	5	218560	0	0	0	0	0	0	40	1748480
			II Year	24137		0	0	0	0	0	0	0	0	0	110	2655070
			III Year	21873		0	0	0	0	0	0	0	0	0	0	0
Total	312367	30	2885280	5	218560	0	0	0	0	0	0	204	11013582			
(1600 plants/ha)																
a) Advance Work	17284	2	34568	0	0	0	0	0	0	0	0	2	34568			
Creation (Extra Gabion Rs.277 per seedlings)	344495	0	0	0	0	0	0	0	0	0	0	0	0			
1st Year (Extra Gabion Maint. Rs.40 per seedlings)	251219	10	2512190	5	1256095	0	0	0	0	0	0	62	15575578			
2nd Year	108549		0	0	0	0	0	0	0	0	0	65	7055685			
3rd Year	96190		0	0	0	0	0	0	0	0	0	0	0			
Total	817737	12	2546758	5	1256095	0	0	0	0	0	0	129	22665831			
4 Sub Mission 4: Agro-Forestry and	c) Highways/	Road Side Plantation														

(VAZIR SINGH)
 Under Secretary
 to Environmental, Forest and Climate Change
 Govt. of India, New Delhi

Sl. No.	Submission/ Intervention	Category	Type	State Cost Norm (Rs/ha)	FDA, Bolangir		FDA, Balliguda		FDA, Nayagarh		FDA, Bargarh		Total			
					Phy.	Fin.	Phy.	Fin.	Phy.	Fin.	Phy.	Fin.	Phy.	Fin.		
Cost norms for Sub Missions and Intervention																
	Social Forestry (increasing biomass & creating carbon sink)	Rural roads/ Canals/ Tank Bunds	Advance Work	58184	2	116368	2	116368	0	0	0	0	0	17	989128	
			Creation (Extra Gabion Rs.277 per seedlings)	316468	0	0	0	0	0	0	0	0	0	0	0	0
			1st Year (Extra Gabion Maint. Rs.40 per seedlings)	304180	8	2433440	5	1520900	0	0	0	0	0	0	48	14676685
			2nd Year	186309		0		0	0	0	0	0	0	0	52	9688068
			3rd Year	165608		0		0	0	0	0	0	0	0	0	0
	Total	1030749	10	2549808	7	1637268	0	0	0	0	0	0	117	25353881		
	Total (A)	1034.00	22087415.00	737.00	12529163.00	0.00	0.00	0.00	0.00	0.00	0.00	0.00	12265.75	183240127.50		
		Advance Work			336.00	6104135.00	172.00	1452358.00	0.00	0.00	0.00	0.00	2108.00	29007473.00		
		Creation			0.00	0.00	0.00	0.00	0.00	0.00	0.00	0.00	0.00	0.00		
		1st Year Maintenance			698.00	15983280.00	565.00	11076805.00	0.00	0.00	0.00	0.00	4620.75	100509231.50		
		2nd Year Maintenance			0.00	0.00	0.00	0.00	0.00	0.00	0.00	0.00	5537.00	53723423.00		
For Support Activities																
1			Publicity/Media/outreach activities (1% of A)			220874		125292		0		0		1832401		
2			Monitoring and Evaluation (1% OF A)			220874		125292		0		0		1832401		
3			Livelihood improvement activities, (10 % of A)			2208742		1252916		0		0		18324013		
4			Strengthening local-level institutions (3% A)			662622		375875		0		0		5497204		
5			Strengthening FDs (3% A)			662622		375875		0		0		5497204		
			Mission Organisation, operation and maintenance, contingencies and overheads (2% A)			441748		250583		0		0		3664803		
6			Total (B)	0	4417483	0	2505833	0	0	0	0	0	0	36659873		
			Total (A+B)	1034	26504898	737	15034996	0	0	0	0	0	12266	219900000		


 (Name and Designation)
 State Forest Officer, District Forest Office,
 Govt. of India, New Delhi